

Flightglobal e-newsletters: Business aviation

ANNUAL SCHEDULE 2010		
DATE	EDITION	SPECIALS
4-JAN	✓	
18-JAN	✓	
1-FEB	✓	
15-FEB	✓	
1-MAR	✓	
15-MAR	✓	
29-MAR	✓	
12-APR	✓	
26-APR	✓	
4-MAY	Special	EBACE: <i>Flight Evening News</i>
5-MAY	Special	EBACE: <i>Flight Evening News</i>
6-MAY	Special	EBACE: <i>Flight Evening News</i>
10-MAY	✓	
24-MAY	✓	
7-JUN	✓	
21-JUN	✓	
5-JUL	✓	
19-JUL	Special	Farnborough Airshow
26-JUL	Special	Oshkosh Air Venture (EAA)
27-JUL	Special	Oshkosh Air Venture (EAA)
28-JUL	Special	Oshkosh Air Venture (EAA)
2-AUG	✓	
16-AUG	✓	
30-AUG	✓	
13-SEP	✓	
27-SEP	✓	
11-OCT	✓	
20-OCT	Special	NBAA: <i>Flight Evening News</i>
21-OCT	Special	NBAA: <i>Flight Evening News</i>
22-OCT	Special	NBAA: <i>Flight Evening News</i>
25-OCT	✓	
8-NOV	✓	
22-NOV	✓	
6-DEC	✓	
7-DEC	Show news	MEBA
8-DEC	Show news	MEBA
9-DEC	Show news	MEBA
20-DEC	✓	

Sales contact information

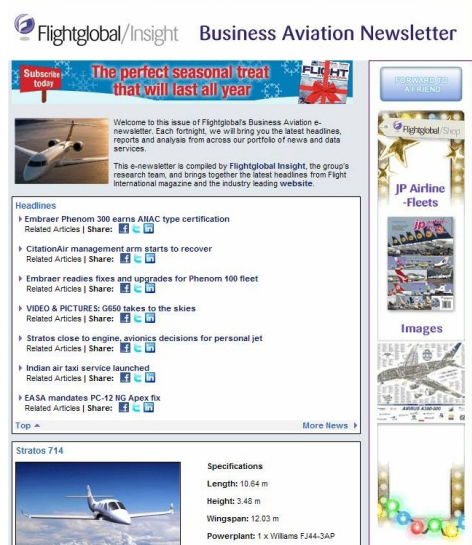
Worldwide
Teresa Cunnett +44 (20) 8652 4765
teresa.cunnett@flightglobal.com

North America
Steven Kulikowski +1 630 288 8034
steven.kulikowski@flightglobal.com

Asia-Pacific
Cory Mathews +65 6780 4315
cory.mathews@flightglobal.com

Online ad production
James Leakey +44 (20) 8652 8158
enewsletters.copy@rbi.co.uk

All advertisements are accepted subject to RBI's standard terms & conditions.



Content

Business Aviation is a broad-circulation e-newsletter emailed every two weeks to professionals in the business aviation sector. Every fortnight the group's research arm, Flightglobal Insight, brings together the latest news highlights, analysis and opinion from across www.flightglobal.com, the world's leading aviation media site. In addition, there is a host of key metrics, data, images, jobs, events and more.

Audience

Active respondents: 6,685 (January 2010)

Frequency: Fortnightly (Monday)

Target Readership: Business aviation operators, managers and service providers, alongside aircraft and other manufacturers.

Source: *Flight International* readership, premium data and online services, plus web sign-ups and promotion through *Flight Evening News*.

Special report & show editions

In addition to the regular fortnightly e-newsletters, special editions are also produced during major shows and exhibitions, powered by the market-leading *Flight Daily/Evening News*, as well as around features from Flight's leading *Flight International* and *Airline Business* magazines.



www.flightglobal.com

Rate card: usd\$

The screenshot shows a newsletter layout with the following sections and callouts:

- 1. TOP BANNER:** Located at the top left, above the Editor's Comment.
- 2. SKYSCRAPER:** A vertical red bar on the right side of the newsletter.
- 3. MID BANNER:** A horizontal red bar in the middle section.
- 4. MID MPU:** A horizontal red bar below the middle section.
- 5. INFORMATION PANEL:** A large orange box at the bottom left.
- 6. INFORMATION LINKS:** A smaller orange box at the bottom right.

Advertising opportunities

There are three standard display advertising positions available on all e-newsletters: Top Banner; Skyscraper; and either Mid Banner or Mid MPU. Volume discount rates are shown below.

Solus positions

Advertisers may take all three display positions giving solus sponsorship on one or more e-newsletters. Other promotional opportunities may also be possible subject to availability.

ADVERTISING DIMENSION	
AD UNIT	SIZE (PX)
1. TOP BANNER	468 X 60
2. SKYSCRAPER	120 X 600
3. MID BANNER	468 X 60
4. MID MPU	300 X 250
SOLUS	all ad slots
5. INFORMATION PANEL	
6. INFORMATION LINKS	

Information slots

Each e-newsletter includes two opportunities for advertisers to present links to their latest news, research and profiles.

Information panel:

A branded response-oriented panel, providing opportunities to promote products and services. The panel includes: your corporate logo; an eight-word headline; 50 words of text; and an eight-word link to your website.

Information links:

Up to three eight-word links are available, linking through to latest advertiser news, research etc. Solus positions may be available.

Advertising production requirements

All advertising copy must be submitted at least five business days in advance to: enewsletters.copy@rbi.co.uk.

GIF, animated-GIF and JPEG images are accepted but flash and rich media files are not. File sizes should not exceed 30Kb. All ads should be accompanied by a text equivalent (up to 200 characters) so that they can be displayed on all devices.

Copy should be sent to James Leakey Tel: +44 (20) 8652 8158 enewsletters.copy@rbi.co.uk

ADVERTISING RATES PER INSERTION 2010 – USD\$

PER INSERTION:	1	2	3	4	5	10	15	20	30
1. TOP BANNER	825	785	765	750	720	685	660	635	610
2. SKYSCRAPER	825	785	765	750	720	685	660	635	610
3. MID BANNER	620	585	580	560	535	520	495	480	460
4. MID MPU	620	585	580	560	535	520	495	480	460
SOLUS	2,065	1,965	1,915	1,880	1,800	1,715	1,650	1,585	1,535
5. INFORMATION PANEL	825	785	765	750	720	685	660	635	610
6. INFORMATION LINKS	255	255	255	255	255	255	255	255	255

All advertisements are accepted subject to RBI's standard terms, visit: www.reedbusiness.co.uk/adtermsandconditions

Business Aviation e-newsletter

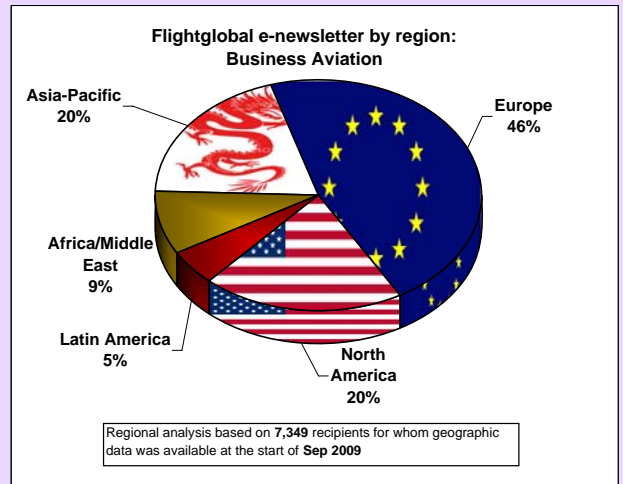
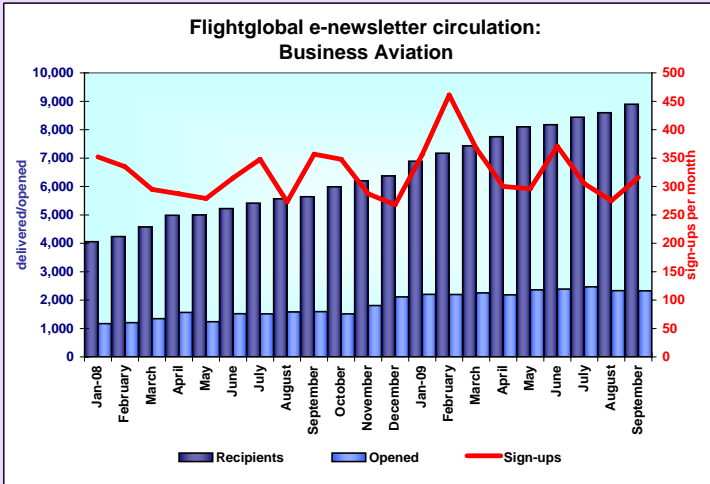
Published by Flightglobal Insight, the research unit of Flightglobal:
Flightglobal Insight
Reed Business Information
Quadrant House, The Quadrant
Sutton, Surrey SM2 5AS, UK
Tel: +44 20 8652 8725
e-mail: insight@flightglobal.com

For further information on this and other Flightglobal Insight e-newsletters including examples and sign-up information please visit the e-newsletters homepage at:

www.flightglobal.com/staticpages/emailnewsletters.htm

For rate card data, publishing schedules and other media enquiries please visit:

<http://www.flightglobal.com/mediapack/flightglobal-e-newsletters/>



Audience by key job function/status

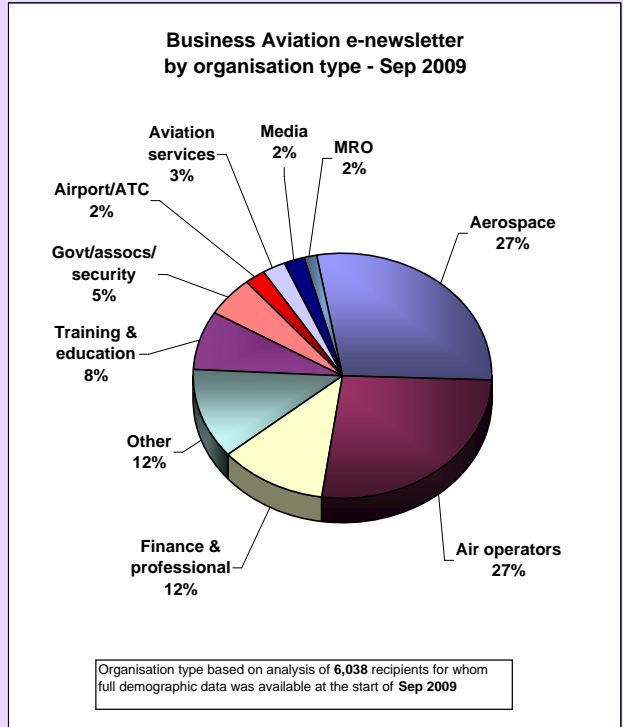
Key job functions

Management/corporate
Sales & marketing
Flight operations
Engineering/aerospace
Analyst/consultant
Finance
Engineering/MRO
Airline strategy/planning

Key job status

Manager/executive
CEO/president/chairman
Vice president
Aerospace engineer
Director/executive VP
Pilot/captain
Student
Consultant

NOTE: This listing represents only a sample of the audience from that element of the circulation for which audited figures are available.



Circulation by key organisations

Key recipient organisations

Transport/foreign ministries	Airbus
Civil Aviation Authorities	Honeywell
Financial institutions	British Airways
BAE Systems	Netjets
Emirates	Hamilton Sundstrand
Boeing	Lufthansa Technik AG
Rolls Royce	AVMAX GROUP
Embraer	Eurocontrol
GE	FAA
Pratt & Whitney	Qatar Airways

NOTE: This listing represents only a sample of the audience from that element of the circulation for which audited figures are available.

e-newsletter monthly circulation data and annual averages						
Year	Month	Recipients	Opened	CTOR %	Sign-ups	Pass alongs
2009	April	7,751	2,187	53%	300	85
2009	May	8,100	2,359	51%	296	110
2009	June	8,176	2,388	49%	371	93
2009	July	8,442	2,470	63%	305	96
2009	August	8,595	2,333	53%	275	99
2009	September	8,895	2,325	63%	316	98
Apr-Sep-09 Uniques		9,145	6,269	63%	1,863	
2008	average	5,271	1,515	50%	312	41
2009 YTD	average	7,939	2,302	60%	339	103

NOTES & DEFINITIONS

Recipients = e-newsletters that were registered as reaching their recipient
CTOR% = click through open rate represents the percentage of opened e-newsletters that resulted in a traceable click through to the website.
Sign-ups = new sign-ups to the e-newsletter via the flightglobal.com website
Pass alongs = e-newsletters that were registered as being shared with a colleague.
Total uniques = number of individuals who opened or signed up over a six month period.
Demographic data is based on recipients who have provided full details through a direct web sign-up or as part of an audited magazine circulation or subscriber to a premium subscription service, who has indicated permission to receive relevant mailings.

Changes to e-newsletter circulation

From 2010 we will be sending our email newsletters to active audiences only. This means we will no longer send them to people who have not opened or clicked on them in the last 180 days. This will not affect the number of newsletters that are opened or the number of clicks, it will simply mean that open rates and click-through rates will be higher. For example, the Business Aviation e-newsletter will now be sent to 6,685 active recipients.